






Experience the power of the PEMF Mat, unlocking the benefits of medical-grade PEMF and infrared therapy to deliver advanced healing and rejuvenation at your fingertips.

IREVIKIT PEMF MAT

BioPhoton



20



8

-

16



Contact US Now

Let's get connected to revitalize our health and wellness together!

USER MANUAL

iReviKit Bio-Photon Infrared PEMF Mat

TABLE OF CONTENT



Thank You & Welcome	04
What's Inside The Box	05
Benefits & Potential Reactions	07
Set Up Guide	08
How to use	09
How to Get Started	10
Controller	11
Key Technologies	13
PEMF Levels	14
How to Use PEMF	15
FAQs	16
Travel Instructions	17
Special Populatinis	18
Specs	19



Thank you for purchasing this product!


Please read this instruction before use.
Important instructions, please retain
this manual for future reference.

If you have any questions, please feel
free to email us at info@irevikit.com.



THANK YOU & WELCOME

Whether this is your first iReviKit product or the next addition to our collection of health and wellness products, thank you for choosing us on your journey to better health and wellness!



Clean Manufacture

We use carefully selected materials to ensure they are free of toxins and 3rd party tested to meet the highest international standards for biocompatibility.

With all the challenges of our current health care system, it is our vision that each of us will take more responsibility for our health needs through the use of a positive, natural, healthy regime. Through the use of Far Infrared and Bio-Photon LED's, PEMF Therapy in applications of everyday use, each of us can make a positive statement towards better health.

We hope that our FDA Listed status, coupled with our commitment to Corporate Responsibility, Integrity and the Environment, makes us a worthy partner in helping you get better. Welcome to our website!

Ultra-low EMF/ELF/RF

You've got enough EMF exposure to worry about. Our patented Harmful EMF Shielding Technology has been developed with the lowest possible EMFs in mind.

WHAT'S INSIDE THE BOX

TOTE CARRY BAG

Great for storage at home, on the road or when flying. The pad folds up neatly with all your peripherals inside. Can be used as a carry-on bag, or it can fit in another bag or in your luggage.



Mini:

33.5" x 18.5"
85 cm x 48cm

Prosize:

75" x 31"
190cm x 80cm

HEALING PAD

Your Bio-Photon PEMF Mat in either Prosize or Mini size

CONTROLLER

Your iReviKit PEMF Mat Comes with a 6-foot long cord intelligent controller.

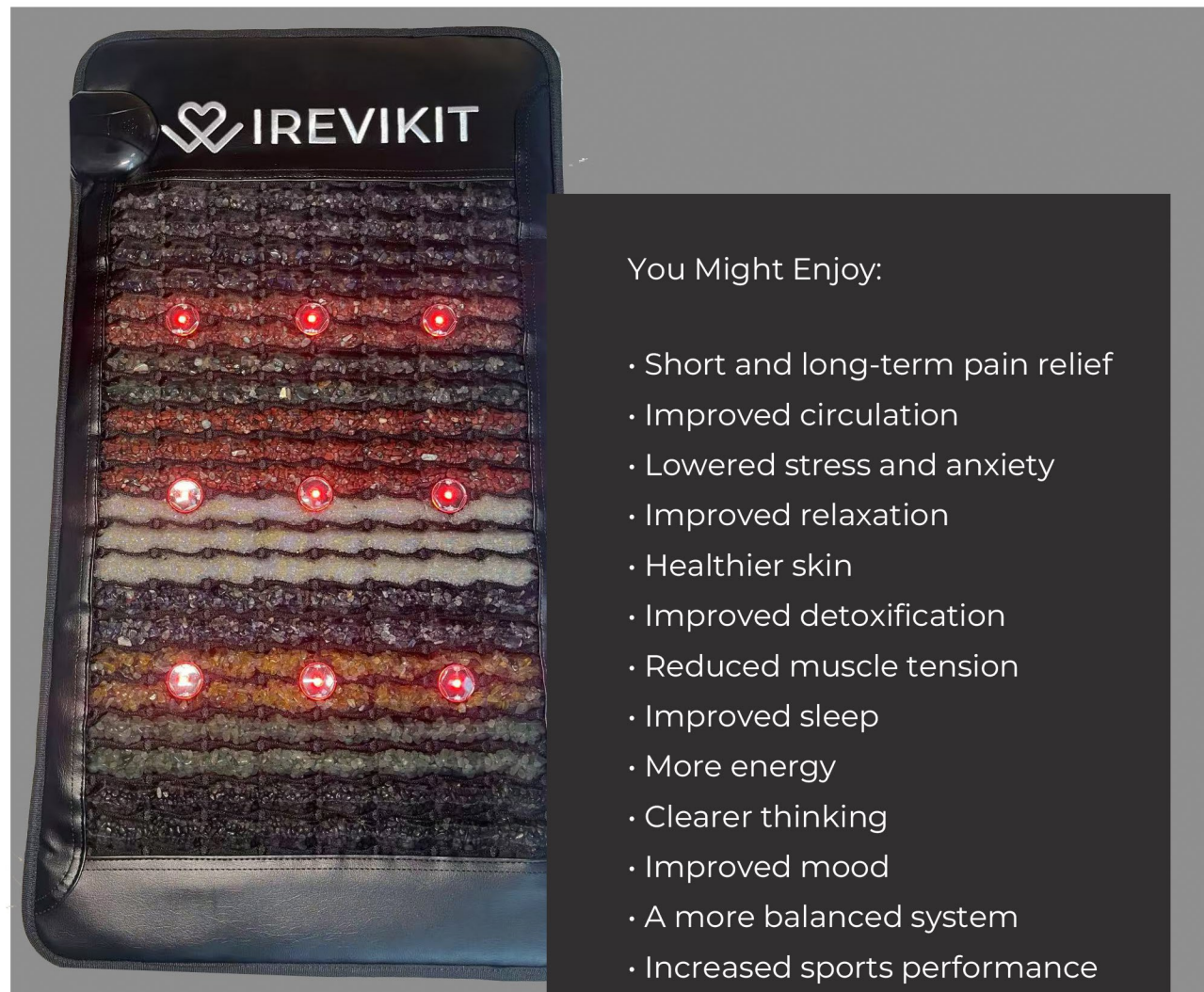
Depending on your region/model, plug one end into a 110v or 220v outlet. Plug the other end into the mat. See the instructions on the next page for more information.



Package Included

BENEFITS & POTENTIAL REACTIONS

Six Therapies Working Together in A Synthetic Way



THIS IS A FDA LISTED DEVICE

Multiple and cumulative benefits
- use early and often!

You Might Enjoy:

- Short and long-term pain relief
- Improved circulation
- Lowered stress and anxiety
- Improved relaxation
- Healthier skin
- Improved detoxification
- Reduced muscle tension
- Improved sleep
- More energy
- Clearer thinking
- Improved mood
- A more balanced system
- Increased sports performance
- Faster recovery times
- Higher levels of oxygen in your blood
- Improved brain function
- Enhanced nutrient absorption
- Increased blood oxygenation

Research has shown that using the healing technologies contained in our iRevi-Kit Infrared PEMF Mat can provide many benefits to support the body's natural healing and regenerative processes. You will enjoy warm and soothing heat, reduced pain, improved relaxation, increased circulation, reduced stress and anxiety, and even enhance the effects of other integrative modalities. The potential benefits are many and the effects are cumulative. Use early and often!



Each technology provides different benefits to the body, and when used in combination the benefits are far-reaching.

Cellular and sleep benefits alone can affect every organ and system.

Some Might Experience Symptoms of Detox

As your body acclimates and circulation increases, your cells, and organs release toxic buildup. This can potentially cause detox reactions that could include:

- Fatigue
- Sluggishness
- Moodiness
- Changes in bowel movements
- Nausea
- Skin breakouts

What Can You Do?

- HYDRATE HYDRATE HYDRATE (We can't emphasize this enough)
- Add organic lemon/lime to your water
- Jump in your Infrared Sauna to help sweat out the toxins

SET UP GUIDE

Step 1: Unpack your iReviKit device & lay out the different parts.

Step 2: Make sure all parts are accounted for. If you are missing a part, please email us at info@irevikit.com.

Step 3: Plug your cord into the mat as shown.

Step 4: Read the pages:

- How To Use: MUST READ
- How To Get Started

Step 5: For the first few uses keep the Controller pages nearby! Soon you will become familiar with the buttons, and the PEMF levels.

Step 6: Turn the Power on by pressing the silver bar - press and hold for a few seconds, select and set your programs per the Controller and the PEMF Levels pages.

Step 7: Relax and enjoy your full session of warmth and healing.

Lorem ipsum dolor sit
amet, consectetur ex
dol ac adipiscing

HOW TO USE: MUST READ

Many people will prefer to keep the Healing Pad close at hand and ready to use. It folds down to a compact size for easy storage and can be placed on top of or next to a favorite couch or chair. Leave it connected during use to save your preferences. UNPLUG when not using. Do not use body oils or any other lotions that may be affected by the heat.

Body Contact--not!

The side of the gemstones will go on the side of your body, but NOT directly on your skin. Place a light towel, shirt or something between your skin and the Healing Pad. If you are fully clothed, you are all set! It is best not to use protective clothing, although it will not reduce effectiveness. Latex/stretchy material will have a filtering

Hydrate! Hydrate!

All of the InfraRed therapies will mobilize toxins so it is important to hydrate within 1 hour before and 1 hour after. This is VERY important! Do not skimp on the hydration as the iReviKit is a powerful detox aid.

All therapies together


Try all therapies simultaneously and experience the benefits of medical PEMF and infrared therapy, LED light therapy, negative ions, grounding and 10 chakra crystals.

Use it daily, but start

Use every day to get the maximum cumulative effect of the therapies. Read the Getting Started page for instructions on how to acclimate

Available in 110v & 220v

Be sure to use the correct voltage for your region. Your warranty will be void if you use more than 110V on a 110V unit. Please refer to the Travel page for more information.



Memory function

When you turn the Healing Pad off, it remembers your settings, including temperature, time, and PEMF program. The next time you turn the Pad

It is rude to stare...and

Although safe for your eye, do not stare or look directly at red lights for long.

HOW TO GET STARTED

We know you want to jump right in and start enjoying the benefits of this powerful healing tool...we just want to make sure you start slow and get used to it so you can avoid the unpleasant symptoms of detoxing (can we say HYDRATE again?).

Keep It Low & Slow For 2 Weeks & Hydrate!

ESSENTIAL - Do NOT skip the acclimation period!

80% will be able to add more sessions to their schedule after 2 weeks. Do what feels comfortable to you after 2 weeks.

If you use it less than twice a day, it may take longer to get used to it.

*Check the Precautions and Special Populations pages before starting and for special instructions.

WEEKS 1-2

Use up to twice per day, for 1 hour at a time (other than TENS - see TENS instructions + precautions pages)

WEEKS 3-4

Use all the technologies as often as you'd like (other than TENS - see TENS instruction page)


WEEKS 5+

Give your body Infrared PEMF session as much as you'd like! Play with the different PEMF settings (see PEMF Levels page) for the potential

DRINK WATER!!

CONTROLLER

Get to know your controller - at first it will seem like there are a lot of buttons! Keep these two pages close to you until you feel comfortable moving through the programming process.



1 Power On/Off: Activate the mat by pressing the ON/OFF button. Any harmful EMF (electromagnetic wave field) will be automatically detected and eliminated by the system. Just press once to turn the power off.

2 Time Display: Time Up+ and Time Down- are features that allow you to set the time from 1 to 12 hours.

3 Temperature Display: TEMP Up+, TEMP Down-: The range of temperatures that can be set is from 50° to 158°F (10° to 70°C).

4 PEMF Display: Press the PEMF button to initiate the PEMF function. Press the button repeatedly to cycle through the P1-P9 preset levels. Each click

5 PHOTON Setting: Press once to open the red light LEDs, press again to switch the green light, and press the third time for the blue light; the LEDs will change color automatically on the fourth press. To close the Photon lights, press and hold for three seconds.

* Memory function: automatically memorizes the last setting including temperature, time, and PEMF program. Unplug the power plug the memory will be cleared.

KEY TECHNOLOGIES

Ultimate Recovery Tool with Cutting-Edge PEMF

A unique device incorporating cutting-edge technology, the iReviKit delivers 6 powerful healing treatments in one. Each of the technologies provides a different benefit to the body, and when used in combination the benefits are far reaching.

The IReviKit BioPhoton PEMF Mat is a low-EMF, flicker-free, multi-therapy healing mat that you can use in the comfort of your own home.



PEMF Therapy

PEMF regenerates damaged cells, increases microcirculation & supports each cell's energy factories (mitochondria) to give your body what it needs to heal.



Far Infrared Rays

The heat penetrates deep into your body to improve circulation, relieve pain, detoxify, reduce stress, boost immune function and many other benefits.



Bio-Photon LEDs

This patented PEMF mat delivers a sufficient dose of LED light with 3 different wavelengths to accelerate skin cells and improve overall skin condition.



Negative Ions

The iReviKit PEMF Mat provides a forest-like abundance of negative ions, allowing you to experience the embrace of nature, no matter where you are.



EMF Shielding

It's low-EMF and flicker-free. Unfold your PEMF Mat to yoga, stretch, meditate, read or just lie down and relax while the wavelengths activate the endless benefits.




Earthing / Grounding

Grounding balances the body's electrical potential with the earth, counteracts fluctuating electronic fields, boosts immunity & improves cell communication.



Bio-Gems Chakra Healing

We use 10 natural gemstones: Amethyst, Sodalite, South Red Agate, Green Aventurine, Red Jasper, Lapis Lazuli, Yellow Aventurine, Blue Lace Agate, Black Tourmaline and Clear Crystal. They have been in use for thousands of years to provide negative ions and restore energy fields to the body.



3 Wavelengths of LED Light Therapy

3 different wavelengths of cold light sources of red, blue and green with their unique benefits were incorporated as our patented LED therapy. Red Light (630-660nm) eliminates wrinkles and relitabize skin, Blue Light (460nm) inhibit oil secretion, and Green Light (550nm) calm sensitive skin and reduce redness.

PEMF LEVELS

& Potential Benefits of Each Level



PEMF On/Off and Programme setting:

- Press and hold for 3 seconds to turn on or off.
- Operates for 30 minutes, then switches off automatically.
- To move through the programme levels, press this button repeatedly. Each click will illuminate the corresponding program identifier to the left.

P8 – 64Hz: (Deep Penetrating Waves) Travel through the deep organs of the human body for pain relief, detoxification and healing.

P9: Randomized mix of all frequencies, cycles through programs 1-8 with 1 to 2 second change of frequency.

PEMF Programme Details:

P1 - 3Hz: (Delta Waves) Repair/Restore Mode

P2 - 8Hz (7.83Hz): (Schumann Resonance) Mimics earth's magnetic energy exactly, Akin to grounding barefoot to the earth.

P3 - 10Hz: (Alpha Waves, a Waves) Calm

P4 - 25Hz: (Beta Brain Waves, B Waves)

P5 - 40Hz: (Gamma Waves, G Waves) Peak concentration, brain optimizationEnergize

P6 - 48Hz: (Refined Oscillation Waves) include cellular vibration at a frequency of 2,880 times per minute, accelerate the flow of lymphatic fluid, and increase the temperature inside cells.

P7 – 56Hz: (Magnetic Resonance Wave) Frequency to magnetize body iron, remove vascular plaque, improve circulation and aerobic

Potential Benefits

P1 Improves deep sleep.

P2 Healing, blood circulation and lowers inflammation.

P3 Lowers Stress, reduces anxiety and depression and increases creative thinking

P4 Alertness

P5 Improves Memory

P6 Improve cellular viability

P7 Magnetize the body

P8 Repair internal organs

P9 Mix of all benefits mentioned above

HOW TO USE PEMF

The experience of PEMF therapy varies from person to person. Some people may feel no sensation at all, while others may feel a mild warmth in problem areas as a result of increased blood flow and microcirculation.

Don't be surprised if you experience benefits during and shortly after starting treatment. Some notice increased energy, others feel drowsy almost immediately, but it's different for everyone.

Let's dive in and learn how to take advantage of this amazing technology!



First Of All...CAN You Use It?

Not recommended during pregnancy or within 2-4 weeks of giving birth. We always recommend checking with your doctor or see our Special Populations page for other groups requiring caution. Or contact the iReviKit team if you have any questions before use of this fantastic technology. (just email info@irevikit.com).

OK, Now Let's Turn It On!

Refer to the last page. Press and hold button 1 for 3 seconds to activate. Press repeatedly to select the level you're starting at.

Choosing Your Level

Select your level based on your treatment goals. If you want a better night's sleep use level 1; use 4 if you want more alertness. See previous page for all levels and their benefits.

Time of Use

Check our starter guide, but in general you should start with 1 hour twice a day for the first 2 weeks, then as much as you like once you're settled.

Where to Use It on The Body

Anywhere you need the BioPhoton PEMF Mat! Move it around to give some love to different problem areas or areas that need extra circulation (hint: everywhere).

Precautions

HYDRATE! If you don't hydrate you are likely to have detoxification symptoms.

* Also, to determine if it's the right time for you to use PEMF therapy, please see our Special Populations page.



TRAVEL INSTRUCTIONS



International Plugs

Your iReviKit PEMF Mats use 110V and will work with any international converter that allows you to plug into a 110V outlet.

The iReviKit mats are also available in 220V, specifically for use in countries that use 220V.

Weight

The Mini weighs 11 lbs or 5 kg.

The Prosize weighs 46.2 lbs or 21 kg.

Size

The Mini is 33.5" x 18.5"

85cm x 48cm

when laid out.

Folded dimensions are

19" x 11" x 4"

49cm x 29cm x 11cm

The Prosize is 75" x 31"

190cm x 80cm

when laid out.

Folded dimensions are

33" x 26" x 6"

Healing on the Go! An active life often involves travel - whether it's for work or holidays, there's no need to interrupt your healing and relaxation sessions. There aren't many attachments, the controls and connectors are durable, and the gemstones and wires are protected by folding the pad in on itself.

Cool it down! Wait until the pad is cooled down after use to wrap and pack.

The mini size is the easiest size to take with you when you are flying. It folds down to a handy size and can be stored in the included bag. You can easily carry it with you or slip it between your clothes in a checked bag. It also fits into a rolling carry-on bag.

The Prosize is just as portable, and though it will fit into some checked luggage, size and weight are significant. A road trip may be this unit's best ways of travel.

The iReviKit Infrared PEMF Mat can be used by almost anyone, however please be aware that Special Populations will have specific precautions and limitations depending on the modality.

Make sure to follow acclimation guidelines on the How To Get Started Page.

Fragile Persons of any age

If you are very symptomatic, or have chronic challenges such as fatigue, Lyme, long COVID, etc., please always contact your primary healthcare provider before using any new technology.

Also, contact our iReviKit Health experts to explore further how you can benefit from this product.

Anyone Under 18 Years Of Age

We cannot decide what is best for your child. We can provide basic guidelines, but ultimately it is up to you and your healthcare provider to decide.

Infants and Children 0-6 years

Can use all modalities (except TENS) for a 15-minute treatment with an adult present.

TENS: Please check with iReviKit Health staff first as to why you would want to use it.

Kids 6-18 years

Generally, you can treat with half the time as an adult (15-30 minutes). For more specific use contact iReviKit Health

Expert at info@irevikit.com.

Pregnant People

Do NOT use PEMF or TENS while pregnant and for 2-4 weeks after delivery.

Red and Infrared Light have proven to be effective--there is no science suggesting

This reference guide is meant as a starting point to enhance your iReviKit experience. Our approach is conservative to allow your body to gently acclimate and create a healthy natural platform for long-term good health and well-being.

We are NOT offering medical advice--these are merely guidelines. There are more manicured approaches based on special needs. For more specific guidance. For more specific guidance, make an appointment with our iReviKit Health advisory team and always check with your healthcare provider.

*For more detailed information email info@irevikit.com irevikit.com.

IREVIKIT SPECS

Category	BioPhoton PEMF Prosize	BioPhoton PEMF Mini
PEMF	9 - Settings - 3-64 HZ	9 - Settings - 3-64 HZ
IR	Full Spectrum - NIR - Mid - FAR - 700nm-14um	Full Spectrum - NIR - Mid - FAR - 700nm-14um
Red Light	YES - 423 nm ~ 660 nm (separately controlled) / 2hrs Auto Shut off	YES - 423 nm ~ 660 nm (separately controlled) / 2hrs Auto Shut off
Neg Ions	YES	YES
Gemstones	Amethyst, Sodalite, South Red Agate, Green Aventurine, Red Jasper, Lapis Lazuli, Yellow Aventurine, Blue Lace Agate, Black Tourmaline, Clear Crystal	
Grounding	YES	YES
Controller	Digital - Remembers Last Settings	Digital - Remembers Last Settings
EMF	LOW	LOW
Temperator	86 F - 158 F / 10 C - 70 C	86 F - 158 F / 10 C - 70 C
Time	1-12 hours	1-12 hours
# of Coils	6	2
Pulse Duration	3 Drop Off Rates	3 Drop Off Rates
Materials	NON Toxic - No VOC's	NON Toxic - No VOC's
Electrical	110v / 220v	110v / 220v
Size	75 x 31 inch	33 x 19inch
Carry Case	YES	YES
Weight	46 lbs	11 lbs

WARRANTY

1. WHAT THIS LIMITED WARRANTY COVERS AND HOW LONG

This Product includes the product itself, and, unless specifically excluded below, all material, parts, and components related to functionality. This Limited Warranty applies only when all of these parts are genuine iReviKit™ components. Cosmetic components are not covered by this Limited Warranty.

a) COVERAGE

Subject to the limitations and exclusions below, and for the duration of the applicable Warranty Period, iReviKit™, and any of its affiliates, ("Seller") warrants that the Product's components will be free from material and functional non-conformities in material and workmanship under normal and reasonable consumer conditions.

b) WARRANTY PERIOD

For the one year period of this Warranty, iReviKit™, at its discretion, will repair or replace any defective part, component, mechanism, or material. This warranty coverage shall include all defective parts, but shall exclude all labor charges. The Warranty Period shall commence upon purchase of the product by the end-user consumer from an authorized dealer. Each consumer is urged to register the Product through the Warranty Registration Form attached hereto. This Limited Warranty is not transferable. This Warranty can only commence once proof of purchase (or gift) is provided.

2. WHAT THIS LIMITED WARRANTY DOES NOT COVER

a) **GENERALLY** This Limited Warranty does not include non-conformities or damages attributable to or arising from: · Minor scratches or minor visual imperfections · Negligence; improper use, installation, finishing, maintenance operation inconsistent with Seller's recommendations and written instructions that are generally available in Seller's Product Manual as updated by bulletins or other written communications or on Seller's Worldwide website www.iReviKit.com · Improper storage, including inadequate shelter or inadequate venting of shipping wrap in humid locations · Misapplication of, commercial use, or use other than generally intended · Normal wear and tear · extraordinary force majeure.

b) **CERTAIN CONDITIONS** This Limited Warranty does not guarantee health claims. Further, this Limited Warranty does not cover damage attributable to or caused by acts of God that include, but are not limited to, power surges, stresses, fire and other conditions that exceed Product designs. Seller is not responsible for claims or damages caused by water or condensation infiltration.

3. THIS LIMITED WARRANTY'S EXCLUSIVE REMEDY

If The Product or any components fail to meet this Limited Warranty, Seller's sole obligation is to either (as Seller elects): a) repair the component (color matching not guaranteed); or b) provide replacement components to the Warranty Holder or the Seller's dealer designated (color matching not guaranteed); or c) refund the Warranty Holder's purchase price (the lesser of the original Product/ component purchase price or the original catalog list price). Repaired or replaced components are warranted only on the same terms and for the remainder of the Warranty Period. Seller reserves the right to discontinue or change any Product. If the Product or component is not available, Seller may select and provide a replacement Product or component of equal quality and price. This is the Warranty Holder's sole and exclusive remedy for the Product under this Limited Warranty. By example but not limitation, this Limited Warranty does not cover the following costs and expenses: (i) labor; (ii) shipping/ freight expenses to return the Product to Seller, or Seller's designated service center; (iii) normal maintenance; or (iv) consequential, special, or indirect losses or damages of any kind.

4. DISCLAIMER OF WARRANTIES

THIS LIMITED WARRANTY IS IN LIEU OF AND EXCLUDES ALL OTHER WARRANTIES NOT EXPRESSLY SET FORTH HEREIN, EXPRESSED OR IMPLIED BY OPERATION OF LAW OR OTHERWISE, INCLUDING BUT NOT LIMITED TO ANY IMPLIED WARRANTIES OF MERCHANTABILITY OR FITNESS FOR A PARTICULAR PURPOSE. TO THE EXTENT THAT ANY IMPLIED WARRANTIES MAY NONETHELESS EXIST BY OPERATION OF LAW, SUCH WARRANTIES ARE LIMITED TO THE DURATION PROVIDED BY LAW. SOME STATES DO NOT ALLOW LIMITATIONS ON HOW LONG AN IMPLIED WARRANTY LASTS, SO THE ABOVE LIMITATIONS MAY NOT APPLY. SELLER DOES NOT AUTHORIZE ANYONE TO CREATE FOR IT ANY OBLIGATION OR LIABILITY IN CONNECTION WITH PRODUCTS.

5. LIMITATION OF LIABILITY

SELLER'S SOLE LIABILITY UNDER THIS LIMITED WARRANTY IS REPLACEMENT, REPAIR, OR REFUND OF THE PURCHASE PRICE AS SET FORTH ABOVE. IN NO EVENT WILL SELLER BE LIABLE FOR INCIDENTAL, CONSEQUENTIAL, INDIRECT, SPECIAL, OR PUNITIVE DAMAGES INCLUDING, BUT NOT LIMITED TO, DAMAGE OF ANY KIND TO A PREMISES, LOSS OF PRODUCT USE, LABOR, LOST PROFITS/REVENUE, INTEREST, LOST GOODWILL, WORK STOPPAGE, IMPAIRMENT OF OTHER GOODS OR WORK, INCREASED OPERATING EXPENSES, EMOTIONAL DISTRESS CLAIMS, LOSS OF CONSORT CLAIMS, OR CLAIMS OF THIRD PARTIES FOR SUCH DAMAGES, WHETHER BASED ON CONTRACT, WARRANTY, TORT (INCLUDING, BUT NOT LIMITED TO, STRICT LIABILITY OR NEGLIGENCE) OR OTHERWISE, EVEN IF ADVISED OF THE POSSIBILITY OF SUCH DAMAGES. SOME STATES DO NOT ALLOW THE EXCLUSION OR LIMITATION OF INCIDENTAL OR CONSEQUENTIAL DAMAGES, SO THE ABOVE LIMITATION OR EXCLUSION MAY NOT APPLY. THIS LIMITED WARRANTY PROVIDES SPECIFIC LEGAL RIGHTS BUT WARRANTY HOLDER MAY HAVE OTHER RIGHTS WHICH VARY FROM STATE TO STATE. IF THIS LIMITED WARRANTY IS DEEMED TO HAVE FAILED OF ITS ESSENTIAL PURPOSE, IN NO EVENT WILL SELLER'S ENTIRE LIABILITY EXCEED THE LESSER OF THE PRODUCT'S OR THE NON-CONFORMING COMPONENT'S PURCHASE PRICE.

Warranty Registration

Did you purchase from us? If you ordered your products through the iReviKit Online store, your products are automatically registered for warranty. We all thank you for your patronage! If you purchased from a third party, in order to maximize and benefit from our Limited Warranty, don't worry we still have your covered.

Claims

Claims must be initiated during the Warranty Period. To initiate a claim, please contact iReviKit by writing info@irevikit.com. Claimant will be required to provide proof of purchase and the date of Product purchase (unless the Product was registered at the time of purchase) and may be required to return the Product or component to Seller (at Claimant's expense).